

**Result Analysis of Student Satisfaction Survey on Teaching Learning Process**

**Session 2022-23**

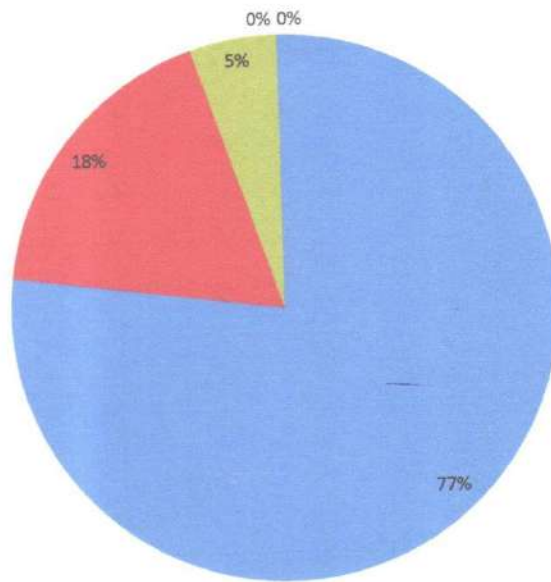
Question no.	% of Option 4	% of Option 3	% of Option 2	% of Option 1	% of Option 0
1	100	0.00	0.00	0.00	0.00
2	100	0.00	0.00	0.00	0.00
3	100	0.00	0.00	0.00	0.00
4	100	0.00	0.00	0.00	0.00
5	100	0.00	0.00	0.00	0.00
6	100	0.00	0.00	0.00	0.00
7	100	0.00	0.00	0.00	0.00
8	100	0.00	0.00	0.00	0.00
9	100	0.00	0.00	0.00	0.00
10	100	0.00	0.00	0.00	0.00
11	100	0.00	0.00	0.00	0.00
12	100	0.00	0.00	0.00	0.00
13	68.42	31.58	0.00	0.00	0.00
14	63.16	36.84	0.00	0.00	0.00
15	52.63	42.10	10.53	0.00	0.00
16	63.16	26.31	10.53	0.00	0.00
17	42.10	36.84	21.05	0.00	0.00
18	42.10	36.84	21.05	0.00	0.00
19	5.20	73.68	21.05	0.00	0.00
20	5.20	73.68	21.05	0.00	0.00

Question no.	% of Option 4	% of Option 3	% of Option 2	% of Option 1	% of Option 0
1to20	77.10	17.70	5.20	0.00	0.00



**Dr. L.S. Ladke**  
PRINCIPAL  
N.S. Science & Arts College  
Bhadrawati, Dist-Chandrapur

### Result of Students Satisfaction Survey on Teaching Learning and Evaluation



*Ladke*

Dr. L.S. Ladke  
PRINCIPAL  
N.S. Science & Arts College  
Bhadrawati, Dist-Chandrapur

Bhadrawati Shikshan Sanstha, Bhadrawati  
Nilkanthrao Shinde Science & Arts College, Bhadrawati, Dist. Chandrapur  
Student Satisfaction Survey- Academic Session **2022-2023**

**Guidelines for Students**

As per the format and the direction of NAAC (National Assessment and accreditation council) Bangalore, our college is conducting a student satisfaction survey regarding Teaching-learning and Evaluation, Which will help to upgrade the quality in higher education. A student will have to respond to all the questions given in the following format with her/his sincere effort and thought.  
Her/his identity will not be revealed.

- A) Please confirm this is the first and only time you answer this survey.  Yes / No
- B) Name of Students (Optional) ..... Karjani M. Pasdi ..... Gender: M / F
- C) Class ..... BSC-1st yr ..... Faculty: Science / Arts
- Subject Offered ..... Compulsory English, Marathi, Computer Science  
Physics Math

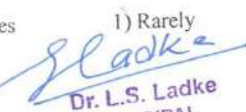
**Instructions to fill the questionnaire**

- All questions should be compulsorily attempted.
- Each question has five responses, choose the most appropriate one.
- The response to the qualitative question no. 21 is student's opportunity to give suggestions or improvements; she/he can also mention weaknesses of the institute here. (Kindly restrict your response to teaching learning process only)

**Teaching-Learning and Evaluation**  
**Student Satisfaction Survey on Teaching Learning Process**

Following are questions for online student satisfaction survey regarding teaching Learning process.

1. How much of the syllabus was covered in the class?  
 4) 85 to 100%     3) 70 to 84%     2) 55 to 69%     1) 30 to 54%     0) Below 30%
2. How well did the teachers prepare for the classes?  
 4) Thoroughly     3) Satisfactorily     2) Poorly     1) Indifferently     0) Won't teach at all
3. How well were the teachers able to communicate?  
 4) Always effective     3) Sometimes effective     2) Just satisfactorily     1) Generally effective     0) Very Poor
4. The teacher's approach to teaching can best be described as  
 4) Excellent     3) Very good     2) Good     1) Fair     0) Poor
5. Fairness of the internal evaluation process by the teachers.  
 4) Always fair     3) Usually fair     2) Sometimes unfair     1) Usually unfair     0) Unfair
6. Was your performance in assignments discussed with you?  
 4) Every time     3) Usually     2) Sometimes     1) Rarely     0) Never
7. The institute takes active interest in promoting internship, Student exchange and field visit opportunities for students.  
 4) Regularly     3) Often     2) Sometimes     1) Rarely     0) Never

  
**Dr. L.S. Ladke**  
PRINCIPAL  
N.S. Science & Arts College  
Bhadrawati, Dist-Chandrapur

8. The teaching and mentoring process in your institution facilitates you in cognitive, social and emotional growth.  
~~4) Significantly~~ 3) Very well 2) Moderately 1) Marginally 0) Not at all
9. The institution provides multiple opportunities to learn and grow.  
~~4) Strongly agree~~ 3) Agree 2) Neutral 1) Disagree 0) Strongly disagree
10. Teachers inform you about your expected competencies, course outcomes and programme outcomes.  
~~4) Every time~~ 3) Usually 2) Sometimes 1) Rarely 0) Never
11. Your mentor does a necessary follow-up with an assigned task to you.  
~~4) Every time~~ 3) Usually 2) Sometimes 1) Rarely 0) I don't have a mentor
12. The teachers illustrate the concepts through examples and applications.  
~~4) Every time~~ 3) Usually 2) Sometimes 1) Rarely 0) Never
13. The teachers identify your strengths and encourage you with providing right level of challenges.  
~~4) Fully~~ 3) Reasonably 2) Partially 1) Slightly 0) Unable to
14. Teachers are able to identify your weaknesses and help you to overcome them.  
~~4) Every time~~ 3) Usually 2) Sometimes 1) Rarely 0) Never
15. The institution makes effort to engage students in the monitoring, review and continuous quality improvement of the teaching learning process.  
~~4) Strongly agree~~ 3) Agree 2) Neutral 1) Disagree 0) Strongly disagree
16. The institute/teachers use student centric methods, such as experiential learning, participative learning and problem solving methodologies for enhancing learning experiences.  
~~4) To a great extent~~ 3) Moderate 2) Somewhat 1) Very little 0) Not at all
17. Teachers encourage you to participate in extracurricular activities.  
~~4) Strongly agree~~ 3) Agree 2) Neutral 1) Disagree 0) Strongly disagree
18. Efforts are made by the institute/teachers to inculcate soft skills, life skills and employability skills to make you ready for the world of work.  
~~4) To a great extent~~ 3) Moderate 2) Somewhat 1) Very little 0) Not at all
19. What percentage of teachers use ICT tools such as LCD projector, Multimedia, etc. while teaching.  
~~4) Above 90%~~ 3) 70 – 89% 2) 50 – 69% 1) 30 – 49% 0) Below 29%
20. The overall quality of teaching-learning process in your institute is very good.  
~~4) Strongly agree~~ 3) Agree 2) Neutral 1) Disagree 0) Strongly disagree
21. Give three observation / suggestions to improve the overall teaching – learning experience in your institution.

- a) more than two books in library  
 b) study room are available in class  
 c) campus facility

*Ladke*  
 Dr. L.S. Ladke  
 PRINCIPAL  
 N.S. Science & Arts College  
 Bhadrawati, Dist-Chandrapur

Bhadrawati Shikshan Sanstha, Bhadrawati  
Nilkanthrao Shinde Science & Arts College, Bhadrawati, Dist. Chandrapur  
Student Satisfaction Survey- Academic Session **2022-2023**

**Guidelines for Students**

As per the format and the direction of NAAC (National Assessment and accreditation council) Bangalore, our college is conducting a student satisfaction survey regarding Teaching-learning and Evaluation, Which will help to upgrade the quality in higher education. A student will have to respond to all the questions given in the following format with her/his sincere effort and thought.

Her/his identity will not be revealed.

A) Please confirm this is the first and only time you answer this survey.  Yes / No

B) Name of Students (Optional) Rohit Ramdas Nehare.....Gender:  M /  F

C) Class BSc 1<sup>st</sup> year Faculty:  Science /  Arts

Subject Offered English, Marathi, CS, Physics, Math

**Instructions to fill the questionnaire**

- All questions should be compulsorily attempted.
- Each question has five responses, choose the most appropriate one.
- The response to the qualitative question no. 21 is student's opportunity to give suggestions or improvements; she/he can also mention weaknesses of the institute here. (Kindly restrict your response to teaching learning process only)

**Teaching-Learning and Evaluation  
Student Satisfaction Survey on Teaching Learning Process**

Following are questions for online student satisfaction survey regarding teaching Learning process.

1. How much of the syllabus was covered in the class?

- 1) 85 to 100%     2) 70 to 84%     3) 55 to 69%     4) 30 to 54%     5) Below 30%

2. How well did the teachers prepare for the classes?

- 1) Thoroughly     2) Satisfactorily     3) Poorly     4) Indifferently     5) Won't teach at all

3. How well were the teachers able to communicate?

- 1) Always effective     2) Sometimes effective     3) Just satisfactorily     4) Generally effective     5) Very Poor

4. The teacher's approach to teaching can best be described as

- 1) Excellent     2) Very good     3) Good     4) Fair     5) Poor

5. Fairness of the internal evaluation process by the teachers.

- 1) Always fair     2) Usually fair     3) Sometimes unfair     4) Usually unfair     5) Unfair

6. Was your performance in assignments discussed with you?

- 1) Every time     2) Usually     3) Sometimes     4) Rarely     5) Never

7. The institute takes active interest in promoting internship, Student exchange and field visit

opportunities for students.

- 1) Regularly     2) Often     3) Sometimes     4) Rarely     5) Never

  
**Dr. L.S. Ladke**  
PRINCIPAL  
N.S. Science & Arts College  
Bhadrawati, Dist-Chandrapur

8. The teaching and mentoring process in your institution facilitates you in cognitive, social and emotional growth.  
 4) Significantly      3) Very well      2) Moderately      1) Marginally      0) Not at all
9. The institution provides multiple opportunities to learn and grow.  
 4) Strongly agree      3) Agree      2) Neutral      1) Disagree      0) Strongly disagree
10. Teachers inform you about your expected competencies, course outcomes and programme outcomes.  
 4) Every time      3) Usually      2) Sometimes      1) Rarely      0) Never
11. Your mentor does a necessary follow-up with an assigned task to you.  
 4) Every time      3) Usually      2) Sometimes      1) Rarely      0) I don't have a mentor
12. The teachers illustrate the concepts through examples and applications.  
 4) Every time      3) Usually      2) Sometimes      1) Rarely      0) Never
13. The teachers identify your strengths and encourage you with providing right level of challenges.  
 4) Fully      3) Reasonably      2) Partially      1) Slightly      0) Unable to
14. Teachers are able to identify your weaknesses and help you to overcome them.  
 4) Every time      3) Usually      2) Sometimes      1) Rarely      0) Never
15. The institution makes effort to engage students in the monitoring, review and continuous quality improvement of the teaching learning process.  
 4) Strongly agree      3) Agree       2) Neutral      1) Disagree      0) Strongly disagree
16. The institute/teachers use student centric methods, such as experiential learning, participative learning and problem solving methodologies for enhancing learning experiences.  
 4) To a great extent      3) Moderate       2) Somewhat      1) Very little      0) Not at all
17. Teachers encourage you to participate in extracurricular activities.  
 4) Strongly agree      3) Agree       2) Neutral      1) Disagree      0) Strongly disagree
18. Efforts are made by the institute/teachers to inculcate soft skills, life skills and employability skills to make you ready for the world of work.  
 4) To a great extent      3) Moderate       2) Somewhat      1) Very little      0) Not at all
- What percentage of teachers use ICT tools such as LCD projector, Multimedia, etc. while teaching.  
 4) Above 90%      3) 70 – 89%       2) 50 – 69%      1) 30 – 49%      0) Below 29%
20. The overall quality of teaching-learning process in your institute is very good.  
 4) Strongly agree      3) Agree       2) Neutral      1) Disagree      0) Strongly disagree
21. Give three observation / suggestions to improve the overall teaching – learning experience in your institution.

- a) Want more two books in library.
- b) Arrange study tour.
- c) Developed playground.

  
**Dr. L.S. Ladke**  
 PRINCIPAL  
 N.S. Science & Arts College  
 Bhadrawati, Dist-Chandrapur

Bhadrawati Shikshan Sanstha, Bhadrawati  
Nilkanthrao Shinde Science & Arts College, Bhadrawati, Dist. Chandrapur  
Student Satisfaction Survey- Academic Session **2022-2023**

**Guidelines for Students**

As per the format and the direction of NAAC (National Assessment and accreditation council) Bangalore, our college is conducting a student satisfaction survey regarding Teaching-learning and Evaluation, Which will help to upgrade the quality in higher education. A student will have to respond to all the questions given in the following format with her/his sincere effort and thought.  
Her/his identity will not be revealed.

A) Please confirm this is the first and only time you answer this survey.  Yes  No

B) Name of Students (Optional) Diya Dhanya Pimpallur Gender: M/F

C) Class B.sc 1st year Faculty: Science / Arts

Subject Offered English, Marathi, physics, mathematics, Computer science


**Instructions to fill the questionnaire**

- All questions should be compulsorily attempted.
- Each question has five responses, choose the most appropriate one.
- The response to the qualitative question no. 21 is student's opportunity to give suggestions or improvements; she/he can also mention weaknesses of the institute here. (Kindly restrict your response to teaching learning process only)

**Teaching-Learning and Evaluation  
Student Satisfaction Survey on Teaching Learning Process**

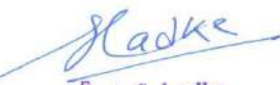
Following are questions for online student satisfaction survey regarding teaching Learning process.

1. How much of the syllabus was covered in the class?  
 4) 85 to 100%    3) 70 to 84%    2) 55 to 69%    1) 30 to 54%    0) Below 30%
2. How well did the teachers prepare for the classes?  
 4) Thoroughly    3) Satisfactorily    2) Poorly    1) Indifferently    0) Won't teach at all
3. How well were the teachers able to communicate?  
 4) Always effective    3) Sometimes effective    2) Just satisfactorily    1) Generally effective    0) Very Poor
4. The teacher's approach to teaching can best be described as  
 4) Excellent    3) Very good    2) Good    1) Fair    0) Poor
5. Fairness of the internal evaluation process by the teachers.  
 4) Always fair    3) Usually fair    2) Sometimes unfair    1) Usually unfair    0) Unfair
6. Was your performance in assignments discussed with you?  
 4) Every time    3) Usually    2) Sometimes    1) Rarely    0) Never
7. The institute takes active interest in promoting internship, Student exchange and field visit opportunities for students.  
 4) Regularly    3) Often    2) Sometimes    1) Rarely    0) Never

  
Dr. L.S. Ladke  
PRINCIPAL  
N.S. Science & Arts College  
Bhadrawati, Dist-Chandrapur

8. The teaching and mentoring process in your institution facilitates you in cognitive, social and emotional growth.  
 4) Significantly      3) Very well      2) Moderately      1) Marginally      0) Not at all
9. The institution provides multiple opportunities to learn and grow.  
 4) Strongly agree      3) Agree      2) Neutral      1) Disagree      0) Strongly disagree
10. Teachers inform you about your expected competencies, course outcomes and programme outcomes.  
 4) Every time      3) Usually      2) Sometimes      1) Rarely      0) Never
11. Your mentor does a necessary follow-up with an assigned task to you.  
 4) Every time      3) Usually      2) Sometimes      1) Rarely      0) I don't have a mentor
12. The teachers illustrate the concepts through examples and applications.  
 4) Every time      3) Usually      2) Sometimes      1) Rarely      0) Never
13. The teachers identify your strengths and encourage you with providing right level of challenges.  
 4) Fully      3) Reasonably      2) Partially      1) Slightly      0) Unable to
14. Teachers are able to identify your weaknesses and help you to overcome them.  
 4) Every time      3) Usually      2) Sometimes      1) Rarely      0) Never
15. The institution makes effort to engage students in the monitoring, review and continuous quality improvement of the teaching learning process.  
 4) Strongly agree       3) Agree      2) Neutral      1) Disagree      0) Strongly disagree
16. The institute/teachers use student centric methods, such as experiential learning, participative learning and problem solving methodologies for enhancing learning experiences.  
 4) To a great extent       3) Moderate      2) Somewhat      1) Very little      0) Not at all
17. Teachers encourage you to participate in extracurricular activities.  
 4) Strongly agree       3) Agree      2) Neutral      1) Disagree      0) Strongly disagree
18. Efforts are made by the institute/teachers to inculcate soft skills, life skills and employability skills to make you ready for the world of work.  
 4) To a great extent       3) Moderate      2) Somewhat      1) Very little      0) Not at all
19. What percentage of teachers use ICT tools such as LCD projector, Multimedia, etc. while teaching.  
 4) Above 90%       3) 70 – 89%      2) 50 – 69%      1) 30 – 49%      0) Below 29%
20. The overall quality of teaching-learning process in your institute is very good.  
 4) Strongly agree       3) Agree      2) Neutral      1) Disagree      0) Strongly disagree
21. Give three observation / suggestions to improve the overall teaching – learning experience in your institution.

- a) Need play ground.  
 b) Need Bus Facility.  
 c) Need canteen.

  
**Dr. L.S. Ladke**  
 PRINCIPAL  
 N.S. Science & Arts College  
 Bhadravati, Dist-Chandrapur



Bhadrawati Shikshan Sanstha, Bhadrawati  
Nilkanthrao Shinde Science & Arts College, Bhadrawati, Dist. Chandrapur  
Student Satisfaction Survey- Academic Session **2022-2023**

**Guidelines for Students**

As per the format and the direction of NAAC (National Assessment and accreditation council) Bangalore, our college is conducting a student satisfaction survey regarding Teaching-learning and Evaluation, Which will help to upgrade the quality in higher education. A student will have to respond to all the questions given in the following format with her/his sincere effort and thought.  
Her/his identity will not be revealed.

A) Please confirm this is the first and only time you answer this survey. Yes/No  Yes  No

B) Name of Students (Optional) Nitu Parshuram Dongare Gender: M/F

C) Class Bsc. 1<sup>st</sup> year Faculty: Science / Arts

Subject Offered English, Marathi, physics, Mathematic, computer Science

**Instructions to fill the questionnaire**

- All questions should be compulsorily attempted.
- Each question has five responses, choose the most appropriate one.
- The response to the qualitative question no. 21 is student's opportunity to give suggestions or improvements; she/he can also mention weaknesses of the institute here. (Kindly restrict your response to teaching learning process only)

**Teaching-Learning and Evaluation  
Student Satisfaction Survey on Teaching Learning Process**

Following are questions for online student satisfaction survey regarding teaching Learning process.

1. How much of the syllabus was covered in the class?  
 4) 85 to 100%     3) 70 to 84%     2) 55 to 69%     1) 30 to 54%     0) Below 30%
2. How well did the teachers prepare for the classes?  
 4) Thoroughly     3) Satisfactorily     2) Poorly     1) Indifferently     0) Won't teach at all
3. How well were the teachers able to communicate?  
 4) Always effective     3) Sometimes effective     2) Just satisfactorily     1) Generally effective     0) Very Poor
4. The teacher's approach to teaching can best be described as  
 4) Excellent     3) Very good     2) Good     1) Fair     0) Poor
5. Fairness of the internal evaluation process by the teachers.  
 4) Always fair     3) Usually fair     2) Sometimes unfair     1) Usually unfair     0) Unfair
6. Was your performance in assignments discussed with you?  
 4) Every time     3) Usually     2) Sometimes     1) Rarely     0) Never
7. The institute takes active interest in promoting internship, Student exchange and field visit opportunities for students.  
 4) Regularly     3) Often     2) Sometimes     1) Rarely     0) Never

  
**Dr. L.S. Ladke**  
PRINCIPAL  
N.S. Science & Arts College  
Chandrapur

8. The teaching and mentoring process in your institution facilitates you in cognitive, social and emotional growth.  
 4) Significantly    3) Very well    2) Moderately    1) Marginally    0) Not at all
9. The institution provides multiple opportunities to learn and grow.  
 4) Strongly agree    3) Agree    2) Neutral    1) Disagree    0) Strongly disagree
10. Teachers inform you about your expected competencies, course outcomes and programme outcomes.  
 4) Every time    3) Usually    2) Sometimes    1) Rarely    0) Never
11. Your mentor does a necessary follow-up with an assigned task to you.  
 4) Every time    3) Usually    2) Sometimes    1) Rarely    0) I don't have a mentor
12. The teachers illustrate the concepts through examples and applications.  
 4) Every time    3) Usually    2) Sometimes    1) Rarely    0) Never
13. The teachers identify your strengths and encourage you with providing right level of challenges.  
 4) Fully    3) Reasonably    2) Partially    1) Slightly    0) Unable to
14. Teachers are able to identify your weaknesses and help you to overcome them.  
 4) Every time    3) Usually    2) Sometimes    1) Rarely    0) Never
15. The institution makes effort to engage students in the monitoring, review and continuous quality improvement of the teaching learning process.  
 4) Strongly agree     3) Agree    2) Neutral    1) Disagree    0) Strongly disagree
16. The institute/teachers use student centric methods, such as experiential learning, participative learning and problem solving methodologies for enhancing learning experiences.  
 4) To a great extent     3) Moderate    2) Somewhat    1) Very little    0) Not at all
17. Teachers encourage you to participate in extracurricular activities.  
 4) Strongly agree     3) Agree    2) Neutral    1) Disagree    0) Strongly disagree
18. Efforts are made by the institute/teachers to inculcate soft skills, life skills and employability skills to make you ready for the world of work.  
 4) To a great extent     3) Moderate    2) Somewhat    1) Very little    0) Not at all
19. What percentage of teachers use ICT tools such as LCD projector, Multimedia, etc. while teaching.  
 4) Above 90%     3) 70 – 89%    2) 50 – 69%    1) 30 – 49%    0) Below 29%
20. The overall quality of teaching-learning process in your institute is very good.  
 4) Strongly agree     3) Agree    2) Neutral    1) Disagree    0) Strongly disagree
21. Give three observation / suggestions to improve the overall teaching – learning experience in your institution.

- a) playground,
- b) Need bus facilities
- c) Need Canteen

  
**Dr. L.S. Ladke**  
 PRINCIPAL  
 N.S. Science & Arts College  
 Bhadrawati, Dist-Chandrapur

Bhadrawati Shikshan Sanstha, Bhadrawati  
Nilkanthrao Shinde Science & Arts College, Bhadrawati, Dist. Chandrapur  
Student Satisfaction Survey- Academic Session **2022-2023**

**Guidelines for Students**

As per the format and the direction of NAAC (National Assessment and accreditation council) Bangalore, our college is conducting a student satisfaction survey regarding Teaching-learning and Evaluation, Which will help to upgrade the quality in higher education. A student will have to respond to all the questions given in the following format with her/his sincere effort and thought.

Her/his identity will not be revealed.

A) Please confirm this is the first and only time you answer this survey. Yes / No  Yes /  No

B) Name of Students (Optional) Ritu D. Patil Gender: M / F  M /  F

C) Class Bsc. III Faculty: Science / Arts

Subject Offered C.Bz. Chemistry, Botany, Zoology

**Instructions to fill the questionnaire**

- All questions should be compulsorily attempted.
- Each question has five responses, choose the most appropriate one.
- The response to the qualitative question no. 21 is student's opportunity to give suggestions or improvements; she/he can also mention weaknesses of the institute here. (Kindly restrict your response to teaching learning process only)

**Teaching-Learning and Evaluation  
Student Satisfaction Survey on Teaching Learning Process**

Following are questions for online student satisfaction survey regarding teaching Learning process.

1. How much of the syllabus was covered in the class?

- 4) 85 to 100%      3) 70 to 84%      2) 55 to 69%      1) 30 to 54%      0) Below 30%

2. How well did the teachers prepare for the classes?

- 4) Thoroughly      3) Satisfactorily      2) Poorly      1) Indifferently      0) Won't teach at all

3. How well were the teachers able to communicate?

- 4) Always effective      3) Sometimes effective      2) Just satisfactorily      1) Generally effective      0) Very Poor

4. The teacher's approach to teaching can best be described as

- 4) Excellent      3) Very good      2) Good      1) Fair      0) Poor

5. Fairness of the internal evaluation process by the teachers.


- 4) Always fair      3) Usually fair      2) Sometimes unfair      1) Usually unfair      0) Unfair

6. Was your performance in assignments discussed with you?

- 4) Every time      3) Usually      2) Sometimes      1) Rarely      0) Never

7. The institute takes active interest in promoting internship, Student exchange and field visit opportunities for students.

- 4) Regularly      3) Often      2) Sometimes      1) Rarely      0) Never

  
Dr. L.S. Ladke  
PRINCIPAL  
N.S. Science & Arts College  
Bhadrawati, Dist-Chandrapur

8. The teaching and mentoring process in your institution facilitates you in cognitive, social and emotional growth.  
 4) Significantly      3) Very well    2) Moderately    1) Marginally    0) Not at all
9. The institution provides multiple opportunities to learn and grow.  
 4) Strongly agree    3) Agree    2) Neutral    1) Disagree    0) Strongly disagree
10. Teachers inform you about your expected competencies, course outcomes and programme outcomes.  
 4) Every time    3) Usually    2) Sometimes    1) Rarely    0) Never
11. Your mentor does a necessary follow-up with an assigned task to you.  
 4) Every time    3) Usually    2) Sometimes    1) Rarely    0) I don't have a mentor
12. The teachers illustrate the concepts through examples and applications.  
 4) Every time    3) Usually    2) Sometimes    1) Rarely    0) Never
13. The teachers identify your strengths and encourage you with providing right level of challenges.  
 4) Fully    3) Reasonably    2) Partially    1) Slightly    0) Unable to
14. Teachers are able to identify your weaknesses and help you to overcome them.  
 4) Every time    3) Usually    2) Sometimes    1) Rarely    0) Never
15. The institution makes effort to engage students in the monitoring, review and continuous quality improvement of the teaching learning process.  
 4) Strongly agree    3) Agree    2) Neutral    1) Disagree    0) Strongly disagree
16. The institute/teachers use student centric methods, such as experiential learning, participative learning and problem solving methodologies for enhancing learning experiences.  
 4) To a great extent    3) Moderate    2) Somewhat    1) Very little    0) Not at all
17. Teachers encourage you to participate in extracurricular activities.  
 4) Strongly agree     3) Agree    2) Neutral    1) Disagree    0) Strongly disagree
18. Efforts are made by the institute/teachers to inculcate soft skills, life skills and employability skills to make you ready for the world of work.  
 4) To a great extent    3) Moderate     2) Somewhat    1) Very little    0) Not at all
19. What percentage of teachers use ICT tools such as LCD projector, Multimedia, etc. while teaching.  
 4) Above 90%     3) 70 – 89%    2) 50 – 69%    1) 30 – 49%    0) Below 29%
20. The overall quality of teaching-learning process in your institute is very good.  
 4) Strongly agree     3) Agree    2) Neutral    1) Disagree    0) Strongly disagree
21. Give three observation / suggestions to improve the overall teaching – learning experience in your institution.

- a) Arranged study to frequently.  
 b) Improve Fun Facility  
 c) biggest place for Laboratory

  
**Dr. L.S. Ladke**  
 PRINCIPAL  
 N.S. Science & Arts College  
 Bhadrawati, Dist-Chandrapur

Bhadrawati Shikshan Sanstha, Bhadrawati  
Nilkanthrao Shinde Science & Arts College, Bhadrawati, Dist. Chandrapur  
Student Satisfaction Survey- Academic Session **2022-2023**

**Guidelines for Students**

As per the format and the direction of NAAC (National Assessment and accreditation council) Bangalore, our college is conducting a student satisfaction survey regarding Teaching-learning and Evaluation, Which will help to upgrade the quality in higher education. A student will have to respond to all the questions given in the following format with her/his sincere effort and thought.

Her/his identity will not be revealed.

A) Please confirm this is the first and only time you answer this survey. Yes / No  Yes  No

B) Name of Students (Optional) Gudiya paramhans Singh Gender: M / F  M  F

C) Class BSC III<sup>rd</sup> year Faculty: Science / Arts  Science  Arts

Subject Offered (CBZ) Chemistry, Botany, Zoology

**Instructions to fill the questionnaire**

- All questions should be compulsorily attempted.
- Each question has five responses, choose the most appropriate one.
- The response to the qualitative question no. 21 is student's opportunity to give suggestions or improvements; she/he can also mention weaknesses of the institute here. (Kindly restrict your response to teaching learning process only)

**Teaching-Learning and Evaluation**  
**Student Satisfaction Survey on Teaching Learning Process**

Following are questions for online student satisfaction survey regarding teaching Learning process.

1. How much of the syllabus was covered in the class?

- 4) 85 to 100%      3) 70 to 84%      2) 55 to 69%      1) 30 to 54%      0) Below 30%

How well did the teachers prepare for the classes?

- 4) Thoroughly      3) Satisfactorily      2) Poorly      1) Indifferently      0) Won't teach at all

3. How well were the teachers able to communicate?

- 4) Always effective      3) Sometimes effective      2) Just satisfactorily      1) Generally effective      0) Very Poor

4. The teacher's approach to teaching can best be described as

- 4) Excellent      3) Very good      2) Good      1) Fair      0) Poor

5. Fairness of the internal evaluation process by the teachers.

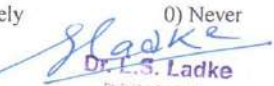
- 4) Always fair      3) Usually fair      2) Sometimes unfair      1) Usually unfair      0) Unfair

6. Was your performance in assignments discussed with you?

- 4) Every time      3) Usually      2) Sometimes      1) Rarely      0) Never

7. The institute takes active interest in promoting internship, Student exchange and field visit opportunities for students.

- 4) Regularly      3) Often      2) Sometimes      1) Rarely      0) Never

  
Dr. L.S. Ladke  
PRINCIPAL  
N.S. Science & Arts College  
Bhadrawati, Dist-Chandrapur

8. The teaching and mentoring process in your institution facilitates you in cognitive, social and emotional growth.  
 4) Significantly      3) Very well      2) Moderately      1) Marginally      0) Not at all
9. The institution provides multiple opportunities to learn and grow.  
 4) Strongly agree      3) Agree      2) Neutral      1) Disagree      0) Strongly disagree
10. Teachers inform you about your expected competencies, course outcomes and programme outcomes.  
 4) Every time      3) Usually      2) Sometimes      1) Rarely      0) Never
11. Your mentor does a necessary follow-up with an assigned task to you.  
 4) Every time      3) Usually      2) Sometimes      1) Rarely      0) I don't have a mentor
12. The teachers illustrate the concepts through examples and applications.  
 4) Every time      3) Usually      2) Sometimes      1) Rarely      0) Never
13. The teachers identify your strengths and encourage you with providing right level of challenges.  
 4) Fully      3) Reasonably      2) Partially      1) Slightly      0) Unable to
14. Teachers are able to identify your weaknesses and help you to overcome them.  
 4) Every time      3) Usually      2) Sometimes      1) Rarely      0) Never
15. The institution makes effort to engage students in the monitoring, review and continuous quality improvement of the teaching learning process.  
 4) Strongly agree      3) Agree      2) Neutral      1) Disagree      0) Strongly disagree
16. The institute/teachers use student centric methods, such as experiential learning, participative learning and problem solving methodologies for enhancing learning experiences.  
 4) To a great extent      3) Moderate      2) Somewhat      1) Very little      0) Not at all
17. Teachers encourage you to participate in extracurricular activities.  
 4) Strongly agree      3) Agree      2) Neutral      1) Disagree      0) Strongly disagree
18. Efforts are made by the institute/teachers to inculcate soft skills, life skills and employability skills to make you ready for the world of work.  
 4) To a great extent      3) Moderate      2) Somewhat      1) Very little      0) Not at all
19. What percentage of teachers use ICT tools such as LCD projector, Multimedia, etc. while teaching.  
 4) Above 90%      3) 70 - 89%      2) 50 - 69%      1) 30 - 49%      0) Below 29%
20. The overall quality of teaching-learning process in your institute is very good.  
 4) Strongly agree      3) Agree      2) Neutral      1) Disagree      0) Strongly disagree
21. Give three observation / suggestions to improve the overall teaching - learning experience in your institution.

- a) Equipment are not adequate.  
 b) Arrange study tour frequently.  
 c) Provide proper fan facility.

  
 Dr. L.S. Ladke  
 PRINCIPAL  
 N.S. Science & Arts College  
 Bhadrawati, Dist-Chandrapur

Bhadrawati Shikshan Sanstha, Bhadrawati  
Nilkanthrao Shinde Science & Arts College, Bhadrawati, Dist. Chandrapur  
Student Satisfaction Survey- Academic Session **2022-2023**

**Guidelines for Students**

As per the format and the direction of NAAC (National Assessment and accreditation council) Bangalore, our college is conducting a student satisfaction survey regarding Teaching-learning and Evaluation, Which will help to upgrade the quality in higher education. A student will have to respond to all the questions given in the following format with her/his sincere effort and thought.  
Her/his identity will not be revealed.

- A) Please confirm this is the first and only time you answer this survey. Yes / No  No
- B) Name of Students (Optional) Achal Ravindra Jigalwar Gender: M /  F
- C) Class B.Sc. III<sup>rd</sup> year Faculty: Science / Arts  Arts
- Subject Offered PCM

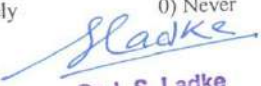
**Instructions to fill the questionnaire**

- All questions should be compulsorily attempted.
- Each question has five responses, choose the most appropriate one.
- The response to the qualitative question no. 21 is student's opportunity to give suggestions or improvements; she/he can also mention weaknesses of the institute here. (Kindly restrict your response to teaching learning process only)

**Teaching-Learning and Evaluation  
Student Satisfaction Survey on Teaching Learning Process**

Following are questions for online student satisfaction survey regarding teaching Learning process.

1. How much of the syllabus was covered in the class?  
 85 to 100%    3) 70 to 84%    2) 55 to 69%    1) 30 to 54%    0) Below 30%
2. How well did the teachers prepare for the classes?  
 Thoroughly    3) Satisfactorily    2) Poorly    1) Indifferently    0) Won't teach at all
3. How well were the teachers able to communicate?  
 Always effective    3) Sometimes effective    2) Just satisfactorily    1) Generally effective    0) Very Poor
4. The teacher's approach to teaching can best be described as  
 Excellent    3) Very good    2) Good    1) Fair    0) Poor
5. Fairness of the internal evaluation process by the teachers.  
 Always fair    3) Usually fair    2) Sometimes unfair    1) Usually unfair    0) Unfair
6. Was your performance in assignments discussed with you?  
 Every time    3) Usually    2) Sometimes    1) Rarely    0) Never
7. The institute takes active interest in promoting internship, Student exchange and field visit opportunities for students.  
 Regularly    3) Often    2) Sometimes    1) Rarely    0) Never

  
**Dr. L.S. Ladke**  
PRINCIPAL  
Nilkanthrao Shinde Science & Arts College  
Bhadrawati, Dist. Chandrapur

8. The teaching and mentoring process in your institution facilitates you in cognitive, social and emotional growth.  
 4) Significantly      3) Very well      2) Moderately      1) Marginally      0) Not at all
9. The institution provides multiple opportunities to learn and grow.  
 4) Strongly agree      3) Agree      2) Neutral      1) Disagree      0) Strongly disagree
10. Teachers inform you about your expected competencies, course outcomes and programme outcomes.  
 4) Every time      3) Usually      2) Sometimes      1) Rarely      0) Never
11. Your mentor does a necessary follow-up with an assigned task to you.  
 4) Every time      3) Usually      2) Sometimes      1) Rarely      0) I don't have a mentor
12. The teachers illustrate the concepts through examples and applications.  
 4) Every time      3) Usually      2) Sometimes      1) Rarely      0) Never
13. The teachers identify your strengths and encourage you with providing right level of challenges.  
 4) Fully      3) Reasonably      2) Partially      1) Slightly      0) Unable to
14. Teachers are able to identify your weaknesses and help you to overcome them.  
 4) Every time      3) Usually      2) Sometimes      1) Rarely      0) Never
15. The institution makes effort to engage students in the monitoring, review and continuous quality improvement of the teaching learning process.  
 4) Strongly agree      3) Agree      2) Neutral      1) Disagree      0) Strongly disagree
16. The institute/teachers use student centric methods, such as experiential learning, participative learning and problem solving methodologies for enhancing learning experiences.  
 4) To a great extent      3) Moderate      2) Somewhat      1) Very little      0) Not at all
17. Teachers encourage you to participate in extracurricular activities.  
 4) Strongly agree       3) Agree      2) Neutral      1) Disagree      0) Strongly disagree
18. Efforts are made by the institute/teachers to inculcate soft skills, life skills and employability skills to make you ready for the world of work.  
 4) To a great extent      3) Moderate       2) Somewhat      1) Very little      0) Not at all
19. What percentage of teachers use ICT tools such as LCD projector, Multimedia, etc. while teaching.  
 4) Above 90%       3) 70 - 89%      2) 50 - 69%      1) 30 - 49%      0) Below 29%
20. The overall quality of teaching-learning process in your institute is very good.  
 4) Strongly agree       3) Agree      2) Neutral      1) Disagree      0) Strongly disagree
21. Give three observation / suggestions to improve the overall teaching - learning experience in your institution.

- a) equipment is not available or adpate  
 b) playground is not available  
 c) Arrange study foos frequently.

  
 Dr. L.S. Ladke  
 PRINCIPAL  
 N.S. Science & Arts College  
 Bhadrawati, Dist-Chandrapur



Bhadrawati Shikshan Sanstha, Bhadrawati  
Nilkanthrao Shinde Science & Arts College, Bhadrawati, Dist. Chandrapur  
Student Satisfaction Survey- Academic Session **2022-2023**

**Guidelines for Students**

As per the format and the direction of NAAC (National Assessment and accreditation council) Bangalore, our college is conducting a student satisfaction survey regarding Teaching-learning and Evaluation, Which will help to upgrade the quality in higher education. A student will have to respond to all the questions given in the following format with her/his sincere effort and thought.  
Her/his identity will not be revealed.

- A) Please confirm this is the first and only time you answer this survey. Yes/No
- B) Name of Students (Optional) Saniksha Ashokrao Swan.....Gender: M/F
- C) Class BSC. 3rd year Faculty: Science/Arts
- Subject Offered CB2 - Chemistry, Botany, Zoology


**Instructions to fill the questionnaire**

- All questions should be compulsorily attempted.
- Each question has five responses, choose the most appropriate one.
- The response to the qualitative question no. 21 is student's opportunity to give suggestions or improvements; she/he can also mention weaknesses of the institute here. (Kindly restrict your response to teaching learning process only)

**Teaching-Learning and Evaluation**  
**Student Satisfaction Survey on Teaching Learning Process**

Following are questions for online student satisfaction survey regarding teaching Learning process.

1. How much of the syllabus was covered in the class?  
4) 85 to 100%      3) 70 to 84%      2) 55 to 69%      1) 30 to 54%      0) Below 30%
2. How well did the teachers prepare for the classes?  
4) Thoroughly      3) Satisfactorily      2) Poorly      1) Indifferently      0) Won't teach at all
3. How well were the teachers able to communicate?  
4) Always effective      3) Sometimes effective      2) Just satisfactorily      1) Generally effective      0) Very Poor
4. The teacher's approach to teaching can best be described as  
4) Excellent      3) Very good      2) Good      1) Fair      0) Poor
5. Fairness of the internal evaluation process by the teachers.  
4) Always fair      3) Usually fair      2) Sometimes unfair      1) Usually unfair      0) Unfair
6. Was your performance in assignments discussed with you?  
4) Every time      3) Usually      2) Sometimes      1) Rarely      0) Never
7. The institute takes active interest in promoting internship, Student exchange and field visit opportunities for students.  
4) Regularly      3) Often      2) Sometimes      1) Rarely      0) Never

  
**Dr. L.S. Ladke**  
PRINCIPAL  
N.S. Science & Arts College  
Bhadrawati, Dist-Chandrapur

8. The teaching and mentoring process in your institution facilitates you in cognitive, social and emotional growth.  
 4) Significantly      3) Very well    2) Moderately    1) Marginally    0) Not at all
9. The institution provides multiple opportunities to learn and grow.  
 4) Strongly agree      3) Agree      2) Neutral      1) Disagree    0) Strongly disagree
10. Teachers inform you about your expected competencies, course outcomes and programme outcomes.  
 4) Every time      3) Usually      2) Sometimes    1) Rarely      0) Never
11. Your mentor does a necessary follow-up with an assigned task to you.  
 4) Every time      3) Usually      2) Sometimes    1) Rarely      0) I don't have a mentor
12. The teachers illustrate the concepts through examples and applications.  
 4) Every time      3) Usually      2) Sometimes    1) Rarely      0) Never
13. The teachers identify your strengths and encourage you with providing right level of challenges.  
 4) Fully      3) Reasonably    2) Partially    1) Slightly    0) Unable to
14. Teachers are able to identify your weaknesses and help you to overcome them.  
 4) Every time      3) Usually      2) Sometimes    1) Rarely      0) Never
15. The institution makes effort to engage students in the monitoring, review and continuous quality improvement of the teaching learning process.  
 4) Strongly agree      3) Agree      2) Neutral      1) Disagree    0) Strongly disagree
16. The institute/teachers use student centric methods, such as experiential learning, participative learning and problem solving methodologies for enhancing learning experiences.  
 4) To a great extent      3) Moderate    2) Somewhat    1) Very little    0) Not at all
17. Teachers encourage you to participate in extracurricular activities.  
 4) Strongly agree      3) Agree      2) Neutral      1) Disagree    0) Strongly disagree
18. Efforts are made by the institute/teachers to inculcate soft skills, life skills and employability skills to make you ready for the world of work.  
 4) To a great extent      3) Moderate    2) Somewhat    1) Very little    0) Not at all
19. What percentage of teachers use ICT tools such as LCD projector, Multimedia, etc. while teaching.  
 4) Above 90%      3) 70 – 89%    2) 50 – 69%    1) 30 – 49%    0) Below 29%
20. The overall quality of teaching-learning process in your institute is very good.  
 4) Strongly agree      3) Agree      2) Neutral      1) Disagree    0) Strongly disagree
21. Give three observation / suggestions to improve the overall teaching – learning experience in your institution.

- a) Arrange study tour frequently.
- b) Equipment are not adequate.
- c) Provide big playground.

*Ladke*  
 Dr. L.S. Ladke  
 PRINCIPAL  
 N.S. Science & Arts College  
 Bhadravati, Dist-Chandrapur

Bhadrawati Shikshan Sanstha, Bhadrawati  
Nilkanthrao Shinde Science & Arts College, Bhadrawati, Dist. Chandrapur  
Student Satisfaction Survey- Academic Session **2022-2023**

**Guidelines for Students**

As per the format and the direction of NAAC (National Assessment and accreditation council) Bangalore, our college is conducting a student satisfaction survey regarding Teaching-learning and Evaluation, Which will help to upgrade the quality in higher education. A student will have to respond to all the questions given in the following format with her/his sincere effort and thought.  
Her/his identity will not be revealed.

A) Please confirm this is the first and only time you answer this survey. Yes / No

B) Name of Students (Optional) Shivani Sunil Hende Gender: M /  F

C) Class B.A.I Year Faculty: Science /  Arts

Subject Offered English, Marathi, sociology, History, Geography


**Instructions to fill the questionnaire**

- All questions should be compulsorily attempted.
- Each question has five responses, choose the most appropriate one.
- The response to the qualitative question no. 21 is student's opportunity to give suggestions or improvements; she/he can also mention weaknesses of the institute here. (Kindly restrict your response to teaching learning process only)

**Teaching-Learning and Evaluation  
Student Satisfaction Survey on Teaching Learning Process**


Following are questions for online student satisfaction survey regarding teaching Learning process.

1. How much of the syllabus was covered in the class?  
 1) 85 to 100%      3) 70 to 84%      2) 55 to 69%      1) 30 to 54%      0) Below 30%
2. How well did the teachers prepare for the classes?  
 1) Thoroughly      3) Satisfactorily      2) Poorly      1) Indifferently      0) Won't teach at all
3. How well were the teachers able to communicate?  
 1) Always effective      3) Sometimes effective      2) Just satisfactorily      1) Generally effective      0) Very Poor
4. The teacher's approach to teaching can best be described as  
 1) Excellent      3) Very good      2) Good      1) Fair      0) Poor
5. Fairness of the internal evaluation process by the teachers.  
 1) Always fair      3) Usually fair      2) Sometimes unfair      1) Usually unfair      0) Unfair
6. Was your performance in assignments discussed with you?  
 1) Every time      3) Usually      2) Sometimes      1) Rarely      0) Never
7. The institute takes active interest in promoting internship, Student exchange and field visit opportunities for students.  
 1) Regularly      3) Often      2) Sometimes      1) Rarely      0) Never

  
**Dr. L.S. Ladke**  
PRINCIPAL  
N.S. Science & Arts College  
Bhadrawati, Dist-Chandrapur

8. The teaching and mentoring process in your institution facilitates you in cognitive, social and emotional growth.  
 4) Significantly      3) Very well    2) Moderately    1) Marginally    0) Not at all
9. The institution provides multiple opportunities to learn and grow.  
 4) Strongly agree      3) Agree      2) Neutral      1) Disagree      0) Strongly disagree
10. Teachers inform you about your expected competencies, course outcomes and programme outcomes.  
 4) Every time      3) Usually      2) Sometimes      1) Rarely      0) Never
11. Your mentor does a necessary follow-up with an assigned task to you.  
 4) Every time      3) Usually      2) Sometimes      1) Rarely      0) I don't have a mentor
12. The teachers illustrate the concepts through examples and applications.  
 4) Every time      3) Usually      2) Sometimes      1) Rarely      0) Never
13. The teachers identify your strengths and encourage you with providing right level of challenges.  
 4) Fully       3) Reasonably    2) Partially    1) Slightly    0) Unable to
14. Teachers are able to identify your weaknesses and help you to overcome them.  
 4) Every time       3) Usually      2) Sometimes    1) Rarely      0) Never
15. The institution makes effort to engage students in the monitoring, review and continuous quality improvement of the teaching learning process.  
 4) Strongly agree       3) Agree      2) Neutral      1) Disagree      0) Strongly disagree
16. The institute/teachers use student centric methods, such as experiential learning, participative learning and problem solving methodologies for enhancing learning experiences.  
 4) To a great extent    3) Moderate    2) Somewhat    1) Very little    0) Not at all
17. Teachers encourage you to participate in extracurricular activities.  
 4) Strongly agree      3) Agree      2) Neutral      1) Disagree      0) Strongly disagree
18. Efforts are made by the institute/teachers to inculcate soft skills, life skills and employability skills to make you ready for the world of work.  
 4) To a great extent    3) Moderate    2) Somewhat    1) Very little    0) Not at all
19. What percentage of teachers use ICT tools such as LCD projector, Multimedia, etc. while teaching.  
 4) Above 90%       3) 70 – 89%    2) 50 – 69%    1) 30 – 49%    0) Below 29%
20. The overall quality of teaching-learning process in your institute is very good.  
 4) Strongly agree       3) Agree      2) Neutral      1) Disagree      0) Strongly disagree
21. Give three observation / suggestions to improve the overall teaching – learning experience in your institution.

- a) ~~arrang~~ the playground
- b) study tour
- c) ~~arrang~~ ~~the~~ ~~arrang~~ playing kit

  
 Dr. L.S. Ladke  
 PRINCIPAL  
 N.S. Science & Arts College  
 Bhadrawati, Dist-Chandrapur

Bhadrawati Shikshan Sanstha, Bhadrawati  
Nilkanthrao Shinde Science & Arts College, Bhadrawati, Dist. Chandrapur  
Student Satisfaction Survey- Academic Session **2022-2023**

**Guidelines for Students**

As per the format and the direction of NAAC (National Assessment and accreditation council) Bangalore, our college is conducting a student satisfaction survey regarding Teaching-learning and Evaluation, Which will help to upgrade the quality in higher education. A student will have to respond to all the questions given in the following format with her/his sincere effort and thought.

Her/his identity will not be revealed.

A) Please confirm this is the first and only time you answer this survey.  Yes /  No

B) Name of Students (Optional) ... mathuri santosh Adtram ... Gender: M /  F

C) Class ... B.A. 1 year ... Faculty: Science / Arts

Subject Offered ... English, marathi, sociology, History, Geography

**Instructions to fill the questionnaire**

- All questions should be compulsorily attempted.
- Each question has five responses, choose the most appropriate one.
- The response to the qualitative question no. 21 is student's opportunity to give suggestions or improvements; she/he can also mention weaknesses of the institute here. (Kindly restrict your response to teaching learning process only)

**Teaching-Learning and Evaluation  
Student Satisfaction Survey on Teaching Learning Process**

Following are questions for online student satisfaction survey regarding teaching Learning process.

1. How much of the syllabus was covered in the class?

- 4) 85 to 100%      3) 70 to 84%      2) 55 to 69%      1) 30 to 54%      0) Below 30%

2. How well did the teachers prepare for the classes?

- 4) Thoroughly      3) Satisfactorily      2) Poorly      1) Indifferently      0) Won't teach at all

3. How well were the teachers able to communicate?

- 4) Always effective      3) Sometimes effective      2) Just satisfactorily      1) Generally effective      0) Very Poor

4. The teacher's approach to teaching can best be described as

- 4) Excellent      3) Very good      2) Good      1) Fair      0) Poor

5. Fairness of the internal evaluation process by the teachers.

- 4) Always fair      3) Usually fair      2) Sometimes unfair      1) Usually unfair      0) Unfair

6. Was your performance in assignments discussed with you?

- 4) Every time      3) Usually      2) Sometimes      1) Rarely      0) Never

7. The institute takes active interest in promoting internship, Student exchange and field visit

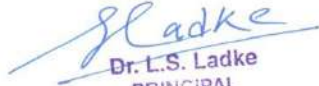
opportunities for students.

- 4) Regularly      3) Often      2) Sometimes      1) Rarely      0) Never

  
**Dr. L.S. Ladke**  
PRINCIPAL  
N.S. Science & Arts College  
Bhadrawati, Dist-Chandrapur

8. The teaching and mentoring process in your institution facilitates you in cognitive, social and emotional growth.  
 4) Significantly    3) Very well    2) Moderately    1) Marginally    0) Not at all
9. The institution provides multiple opportunities to learn and grow.  
 4) Strongly agree    3) Agree    2) Neutral    1) Disagree    0) Strongly disagree
10. Teachers inform you about your expected competencies, course outcomes and programme outcomes.  
 4) Every time    3) Usually    2) Sometimes    1) Rarely    0) Never
11. Your mentor does a necessary follow-up with an assigned task to you.  
 4) Every time    3) Usually    2) Sometimes    1) Rarely    0) I don't have a mentor
12. The teachers illustrate the concepts through examples and applications.  
 4) Every time    3) Usually    2) Sometimes    1) Rarely    0) Never
13. The teachers identify your strengths and encourage you with providing right level of challenges.  
 3) Fully    2) Reasonably    1) Partially    0) Slightly    0) Unable to
14. Teachers are able to identify your weaknesses and help you to overcome them.  
 4) Every time    3) Usually    2) Sometimes    1) Rarely    0) Never
15. The institution makes effort to engage students in the monitoring, review and continuous quality improvement of the teaching learning process.  
 4) Strongly agree    3) Agree    2) Neutral    1) Disagree    0) Strongly disagree
16. The institute/teachers use student centric methods, such as experiential learning, participative learning and problem solving methodologies for enhancing learning experiences.  
 4) To a great extent    3) Moderate    2) Somewhat    1) Very little    0) Not at all
17. Teachers encourage you to participate in extracurricular activities.  
 4) Strongly agree    3) Agree    2) Neutral    1) Disagree    0) Strongly disagree
18. Efforts are made by the institute/teachers to inculcate soft skills, life skills and employability skills to make you ready for the world of work.  
 4) To a great extent    3) Moderate    2) Somewhat    1) Very little    0) Not at all
19. What percentage of teachers use ICT tools such as LCD projector, Multimedia, etc. while teaching.  
 4) Above 90%    3) 70 - 89%    2) 50 - 69%    1) 30 - 49%    0) Below 29%
20. The overall quality of teaching-learning process in your institute is very good.  
 4) Strongly agree    3) Agree    2) Neutral    1) Disagree    0) Strongly disagree
21. Give three observation / suggestions to improve the overall teaching - learning experience in your institution.

- a) amend the P.T ground  
 b) study tour  
 c) amend playing kit

  
 Dr. L.S. Ladke  
 PRINCIPAL  
 N.S. Science & Arts College  
 Bhadrawati, Dist-Chandrapur

Bhadrawati Shikshan Sanstha, Bhadrawati  
Nilkanthrao Shinde Science & Arts College, Bhadrawati, Dist. Chandrapur  
Student Satisfaction Survey- Academic Session **2022-2023**

**Guidelines for Students**

As per the format and the direction of NAAC (National Assessment and accreditation council) Bangalore, our college is conducting a student satisfaction survey regarding Teaching-learning and Evaluation, Which will help to upgrade the quality in higher education. A student will have to respond to all the questions given in the following format with her/his sincere effort and thought.  
Her/his identity will not be revealed.

- A) Please confirm this is the first and only time you answer this survey.  Yes /  No
- B) Name of Students (Optional) Kunda Raghunath Uike Gender: M /  F
- C) Class B.A.T. Year Faculty: Science / Arts
- Subject Offered English, Marathi, Sociology, History, Geography


**Instructions to fill the questionnaire**

- All questions should be compulsorily attempted.
- Each question has five responses, choose the most appropriate one.
- The response to the qualitative question no. 21 is student's opportunity to give suggestions or improvements; she/he can also mention weaknesses of the institute here. (Kindly restrict your response to teaching learning process only)

**Teaching-Learning and Evaluation  
Student Satisfaction Survey on Teaching Learning Process**

Following are questions for online student satisfaction survey regarding teaching Learning process.

1. How much of the syllabus was covered in the class?  
 4) 85 to 100%      3) 70 to 84%      2) 55 to 69%      1) 30 to 54%      0) Below 30%
2. How well did the teachers prepare for the classes?  
 4) Thoroughly      3) Satisfactorily      2) Poorly      1) Indifferently      0) Won't teach at all
3. How well were the teachers able to communicate?  
 4) Always effective      3) Sometimes effective      2) Just satisfactorily      1) Generally effective      0) Very Poor
4. The teacher's approach to teaching can best be described as  
 4) Excellent      3) Very good      2) Good      1) Fair      0) Poor
5. Fairness of the internal evaluation process by the teachers.  
 4) Always fair      3) Usually fair      2) Sometimes unfair      1) Usually unfair      0) Unfair
6. Was your performance in assignments discussed with you?  
 4) Every time      3) Usually      2) Sometimes      1) Rarely      0) Never
7. The institute takes active interest in promoting internship, Student exchange and field visit opportunities for students.  
 4) Regularly      3) Often      2) Sometimes      1) Rarely      0) Never

  
Dr. L.S. Ladke  
PRINCIPAL  
N.S. Science & Arts Coll.

8. The teaching and mentoring process in your institution facilitates you in cognitive, social and emotional growth.  
 4) Significantly    3) Very well    2) Moderately    1) Marginally    0) Not at all
9. The institution provides multiple opportunities to learn and grow.  
 4) Strongly agree    3) Agree    2) Neutral    1) Disagree    0) Strongly disagree
10. Teachers inform you about your expected competencies, course outcomes and programme outcomes.  
 4) Every time    3) Usually    2) Sometimes    1) Rarely    0) Never
11. Your mentor does a necessary follow-up with an assigned task to you.  
 4) Every time    3) Usually    2) Sometimes    1) Rarely    0) I don't have a mentor
12. The teachers illustrate the concepts through examples and applications.  
 4) Every time    3) Usually    2) Sometimes    1) Rarely    0) Never
13. The teachers identify your strengths and encourage you with providing right level of challenges.  
 4) Fully     3) Reasonably    2) Partially    1) Slightly    0) Unable to
14. Teachers are able to identify your weaknesses and help you to overcome them.  
 4) Every time     3) Usually    2) Sometimes    1) Rarely    0) Never
15. The institution makes effort to engage students in the monitoring, review and continuous quality improvement of the teaching learning process.  
 4) Strongly agree     3) Agree    2) Neutral    1) Disagree    0) Strongly disagree
16. The institute/teachers use student centric methods, such as experiential learning, participative learning and problem solving methodologies for enhancing learning experiences.  
 4) To a great extent    3) Moderate    2) Somewhat    1) Very little    0) Not at all
17. Teachers encourage you to participate in extracurricular activities.  
 4) Strongly agree    3) Agree    2) Neutral    1) Disagree    0) Strongly disagree
18. Efforts are made by the institute/teachers to inculcate soft skills, life skills and employability skills to make you ready for the world of work.  
 4) To a great extent    3) Moderate    2) Somewhat    1) Very little    0) Not at all
19. What percentage of teachers use ICT tools such as LCD projector, Multimedia, etc. while teaching.  
 4) Above 90%     3) 70 – 89%    2) 50 – 69%    1) 30 – 49%    0) Below 29%
20. The overall quality of teaching-learning process in your institute is very good.  
 4) Strongly agree     3) Agree    2) Neutral    1) Disagree    0) Strongly disagree
21. Give three observation / suggestions to improve the overall teaching – learning experience in your institution.

- a) *arrange the ground*  
 b) *study tour*  
 c) *arrange playing kit*

*Ladke*  
 Dr. L.S. Ladke  
 PRINCIPAL  
 N.S. Science & Arts College  
 Bhadrawati, Dist-Chandrapur



Bhadrawati Shikshan Sanstha, Bhadrawati  
Nilkanthrao Shinde Science & Arts College, Bhadrawati, Dist. Chandrapur  
Student Satisfaction Survey- Academic Session **2022-2023**

**Guidelines for Students**

As per the format and the direction of NAAC (National Assessment and accreditation council) Bangalore, our college is conducting a student satisfaction survey regarding Teaching-learning and Evaluation, Which will help to upgrade the quality in higher education. A student will have to respond to all the questions given in the following format with her/his sincere effort and thought.

Her/his identity will not be revealed.

A) Please confirm this is the first and only time you answer this survey. Yes / No

B) Name of Students (Optional) Pragati Zade Gender: M / F

C) Class B.A. II year Faculty: Science / Arts

Subject Offered English, Marathi, History, Sociology, Geography

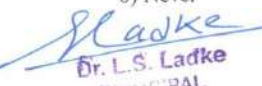
**Instructions to fill the questionnaire**

- All questions should be compulsorily attempted.
- Each question has five responses, choose the most appropriate one.
- The response to the qualitative question no. 21 is student's opportunity to give suggestions or improvements; she/he can also mention weaknesses of the institute here. (Kindly restrict your response to teaching learning process only)

**Teaching-Learning and Evaluation  
Student Satisfaction Survey on Teaching Learning Process**

Following are questions for online student satisfaction survey regarding teaching Learning process.

1. How much of the syllabus was covered in the class?  
 85 to 100%      3) 70 to 84%      2) 55 to 69%      1) 30 to 54%      0) Below 30%
2. How well did the teachers prepare for the classes?  
 Thoroughly      3) Satisfactorily      2) Poorly      1) Indifferently      0) Won't teach at all
3. How well were the teachers able to communicate?  
 Always effective      3) Sometimes effective      2) Just satisfactorily      1) Generally effective      0) Very Poor
4. The teacher's approach to teaching can best be described as  
 Excellent      3) Very good      2) Good      1) Fair      0) Poor
5. Fairness of the internal evaluation process by the teachers.  
 Always fair      3) Usually fair      2) Sometimes unfair      1) Usually unfair      0) Unfair
6. Was your performance in assignments discussed with you?  
 Every time      3) Usually      2) Sometimes      1) Rarely      0) Never
7. The institute takes active interest in promoting internship, Student exchange and field visit opportunities for students.  
 Regularly      3) Often      2) Sometimes      1) Rarely      0) Never

  
Dr. L.S. Ladke  
PRINCIPAL  
N.S. Science & Arts College  
Bhadrawati, Dist-Chandrapur

Bhadrawati Shikshan Sanstha, Bhadrawati  
Nilkanthrao Shinde Science & Arts College, Bhadrawati, Dist. Chandrapur  
Student Satisfaction Survey- Academic Session: **2022-2023**

**Guidelines for Students**

As per the format and the direction of NAAC (National Assessment and accreditation council) Bangalore, our college is conducting a student satisfaction survey regarding Teaching-learning and Evaluation, Which will help to upgrade the quality in higher education. A student will have to respond to all the questions given in the following format with her/his sincere effort and thought.

Her/his identity will not be revealed.

A) Please confirm this is the first and only time you answer this survey. Yes / No

B) Name of Students (Optional) Kunal Mans Kohle Gender: M / F

C) Class B.A. II Year Faculty: Science / Arts

Subject Offered English, Marathi, History, Sociology, Geography,

**Instructions to fill the questionnaire**

- All questions should be compulsorily attempted.
- Each question has five responses, choose the most appropriate one.
- The response to the qualitative question no. 21 is student's opportunity to give suggestions or improvements; she/he can also mention weaknesses of the institute here. (Kindly restrict your response to teaching learning process only)

**Teaching-Learning and Evaluation  
Student Satisfaction Survey on Teaching Learning Process**

Following are questions for online student satisfaction survey regarding teaching Learning process.

1. How much of the syllabus was covered in the class?

- 85 to 100%      3) 70 to 84%      2) 55 to 69%      1) 30 to 54%      0) Below 30%

2. How well did the teachers prepare for the classes?

- Thoroughly      3) Satisfactorily      2) Poorly      1) Indifferently      0) Won't teach at all

3. How well were the teachers able to communicate?

- Always effective      3) Sometimes effective      2) Just satisfactorily      1) Generally effective      0) Very Poor

4. The teacher's approach to teaching can best be described as

- Excellent      3) Very good      2) Good      1) Fair      0) Poor

5. Fairness of the internal evaluation process by the teachers.

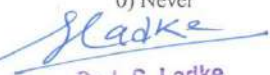
- Always fair      3) Usually fair      2) Sometimes unfair      1) Usually unfair      0) Unfair

6. Was your performance in assignments discussed with you?

- Every time      3) Usually      2) Sometimes      1) Rarely      0) Never

7. The institute takes active interest in promoting internship, Student exchange and field visit opportunities for students.

- Regularly      3) Often      2) Sometimes      1) Rarely      0) Never

  
Dr. L.S. Ladke  
PRINCIPAL  
N.S. Science & Arts College  
Bhadrawati, Dist-Chandrapur

Bhadrawati Shikshan Sanstha, Bhadrawati  
Nilkanthrao Shinde Science & Arts College, Bhadrawati, Dist. Chandrapur  
Student Satisfaction Survey- Academic Session **2022-2023**

**Guidelines for Students**

As per the format and the direction of NAAC (National Assessment and accreditation council) Bangalore, our college is conducting a student satisfaction survey regarding Teaching-learning and Evaluation, Which will help to upgrade the quality in higher education. A student will have to respond to all the questions given in the following format with her/his sincere effort and thought.

Her/his identity will not be revealed.

A) Please confirm this is the first and only time you answer this survey. Yes / No

B) Name of Students (Optional) Kabishma Chauhan Gender: M / F

C) Class B.A. II year Faculty: Science / Arts

Subject Offered English, Marathi, History, Society, Creativity

**Instructions to fill the questionnaire**

- All questions should be compulsorily attempted.
- Each question has five responses, choose the most appropriate one.
- The response to the qualitative question no. 21 is student's opportunity to give suggestions or improvements; she/he can also mention weaknesses of the institute here. (Kindly restrict your response to teaching learning process only)

**Teaching-Learning and Evaluation  
Student Satisfaction Survey on Teaching Learning Process**

Following are questions for online student satisfaction survey regarding teaching Learning process.

1. How much of the syllabus was covered in the class?  
 4) 85 to 100%       3) 70 to 84%       2) 55 to 69%       1) 30 to 54%       0) Below 30%
2. How well did the teachers prepare for the classes?  
 4) Thoroughly       3) Satisfactorily       2) Poorly       1) Indifferently       0) Won't teach at all
3. How well were the teachers able to communicate?  
 4) Always effective       3) Sometimes effective       2) Just satisfactorily       1) Generally effective       0) Very Poor
4. The teacher's approach to teaching can best be described as  
 4) Excellent       3) Very good       2) Good       1) Fair       0) Poor
5. Fairness of the internal evaluation process by the teachers.  
 4) Always fair       3) Usually fair       2) Sometimes unfair       1) Usually unfair       0) Unfair
6. Was your performance in assignments discussed with you?  
 4) Every time       3) Usually       2) Sometimes       1) Rarely       0) Never
7. The institute takes active interest in promoting internship, Student exchange and field visit opportunities for students.  
 4) Regularly       3) Often       2) Sometimes       1) Rarely       0) Never

  
**Dr. L.S. Ladke**  
PRINCIPAL  
N.S. Science & Arts College  
Bhadrawati, Dist-Chandrapur

8. The teaching and mentoring process in your institution facilitates you in cognitive, social and emotional growth.  
 4) Significantly    3) Very well    2) Moderately    1) Marginally    0) Not at all
9. The institution provides multiple opportunities to learn and grow.  
 4) Strongly agree    3) Agree    2) Neutral    1) Disagree    0) Strongly disagree
10. Teachers inform you about your expected competencies, course outcomes and programme outcomes.  
 4) Every time    3) Usually    2) Sometimes    1) Rarely    0) Never
11. Your mentor does a necessary follow-up with an assigned task to you.  
 4) Every time    3) Usually    2) Sometimes    1) Rarely    0) I don't have a mentor
12. The teachers illustrate the concepts through examples and applications.  
 4) Every time    3) Usually    2) Sometimes    1) Rarely    0) Never
13. The teachers identify your strengths and encourage you with providing right level of challenges.  
 4) Fully     3) Reasonably    2) Partially    1) Slightly    0) Unable to
14. Teachers are able to identify your weaknesses and help you to overcome them.  
 4) Every time     3) Usually    2) Sometimes    1) Rarely    0) Never
15. The institution makes effort to engage students in the monitoring, review and continuous quality improvement of the teaching learning process.  
 4) Strongly agree     3) Agree    2) Neutral    1) Disagree    0) Strongly disagree
16. The institute/teachers use student centric methods, such as experiential learning, participative learning and problem solving methodologies for enhancing learning experiences.  
 4) To a great extent    3) Moderate    2) Somewhat    1) Very little    0) Not at all
17. Teachers encourage you to participate in extracurricular activities.  
 4) Strongly agree    3) Agree    2) Neutral    1) Disagree    0) Strongly disagree
18. Efforts are made by the institute/teachers to inculcate soft skills, life skills and employability skills to make you ready for the world of work.  
 4) To a great extent    3) Moderate    2) Somewhat    1) Very little    0) Not at all
19. What percentage of teachers use ICT tools such as LCD projector, Multimedia, etc. while teaching.  
 4) Above 90%     3) 70 - 89%    2) 50 - 69%    1) 30 - 49%    0) Below 29%
20. The overall quality of teaching-learning process in your institute is very good.  
 4) Strongly agree     3) Agree    2) Neutral    1) Disagree    0) Strongly disagree
21. Give three observation / suggestions to improve the overall teaching - learning experience in your institution.

- a) Amrinh study taer freayendly  
 b) Dedyeop the Pday yhoang  
 c) aronehy Pdairng kitl

  
 Dr. L.S. Ladke  
 PRINCIPAL  
 N.S. Science & Arts College  
 Bhadrawati, Dist-Chandrapur

Bhadrawati Shikshan Sanstha, Bhadrawati  
Nilkanthrao Shinde Science & Arts College, Bhadrawati, Dist. Chandrapur  
Student Satisfaction Survey- Academic Session **2022-2023**

**Guidelines for Students**

As per the format and the direction of NAAC (National Assessment and accreditation council) Bangalore, our college is conducting a student satisfaction survey regarding Teaching-learning and Evaluation, Which will help to upgrade the quality in higher education. A student will have to respond to all the questions given in the following format with her/his sincere effort and thought.

Her/his identity will not be revealed.

A) Please confirm this is the first and only time you answer this survey. Yes / No

B) Name of Students (Optional) Pooja Venkatayya Kande Gender: M /  F

C) Class BSC II SEM IV Faculty: Science / Arts

Subject Offered Computer Science, Physics, Maths.

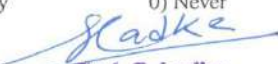
**Instructions to fill the questionnaire**

- All questions should be compulsorily attempted.
- Each question has five responses, choose the most appropriate one.
- The response to the qualitative question no. 21 is student's opportunity to give suggestions or improvements; she/he can also mention weaknesses of the institute here. (Kindly restrict your response to teaching learning process only)

**Teaching-Learning and Evaluation  
Student Satisfaction Survey on Teaching Learning Process**


Following are questions for online student satisfaction survey regarding teaching Learning process.

1. How much of the syllabus was covered in the class?  
 85 to 100%      3) 70 to 84%      2) 55 to 69%      1) 30 to 54%      0) Below 30%
2. How well did the teachers prepare for the classes?  
 Thoroughly      3) Satisfactorily      2) Poorly      1) Indifferently      0) Won't teach at all
3. How well were the teachers able to communicate?  
 Always effective      3) Sometimes effective      2) Just satisfactorily      1) Generally effective      0) Very Poor
4. The teacher's approach to teaching can best be described as  
 Excellent      3) Very good      2) Good      1) Fair      0) Poor
5. Fairness of the internal evaluation process by the teachers.  
 Always fair      3) Usually fair      2) Sometimes unfair      1) Usually unfair      0) Unfair
6. Was your performance in assignments discussed with you?  
 Every time      3) Usually      2) Sometimes      1) Rarely      0) Never
7. The institute takes active interest in promoting internship, Student exchange and field visit opportunities for students.  
 Regularly      3) Often      2) Sometimes      1) Rarely      0) Never

  
**Dr. L.S. Ladke**  
PRINCIPAL  
N.S. Science & Arts College  
Bhadrawati, Dist-Chandrapur

8. The teaching and mentoring process in your institution facilitates you in cognitive, social and emotional growth.  
 Significantly    3) Very well    2) Moderately    1) Marginally    0) Not at all
9. The institution provides multiple opportunities to learn and grow.  
 Strongly agree    3) Agree    2) Neutral    1) Disagree    0) Strongly disagree
10. Teachers inform you about your expected competencies, course outcomes and programme outcomes.  
 Every time    3) Usually    2) Sometimes    1) Rarely    0) Never
11. Your mentor does a necessary follow-up with an assigned task to you.  
 Every time    3) Usually    2) Sometimes    1) Rarely    0) I don't have a mentor
12. The teachers illustrate the concepts through examples and applications.  
 Every time    3) Usually    2) Sometimes    1) Rarely    0) Never
13. The teachers identify your strengths and encourage you with providing right level of challenges.  
 Fully    3) Reasonably    2) Partially    1) Slightly    0) Unable to
14. Teachers are able to identify your weaknesses and help you to overcome them.  
 Every time    3) Usually    2) Sometimes    1) Rarely    0) Never
15. The institution makes effort to engage students in the monitoring, review and continuous quality improvement of the teaching learning process.  
 Strongly agree    3) Agree    2) Neutral    1) Disagree    0) Strongly disagree
16. The institute/teachers use student centric methods, such as experiential learning, participative learning and problem solving methodologies for enhancing learning experiences.  
 4) To a great extent    3) Moderate     Somewhat    1) Very little    0) Not at all
17. Teachers encourage you to participate in extracurricular activities.  
 4) Strongly agree    3) Agree     Neutral    1) Disagree    0) Strongly disagree
18. Efforts are made by the institute/teachers to inculcate soft skills, life skills and employability skills to make you ready for the world of work.  
 4) To a great extent    3) Moderate     Somewhat    1) Very little    0) Not at all
19. What percentage of teachers use ICT tools such as LCD projector, Multimedia, etc. while teaching.  
 4) Above 90%    3) 70 – 89%     50 – 69%    1) 30 – 49%    0) Below 29%
20. The overall quality of teaching-learning process in your institute is very good.  
 4) Strongly agree    3) Agree     Neutral    1) Disagree    0) Strongly disagree
21. Give three observation / suggestions to improve the overall teaching – learning experience in your institution.

- a) Allow to study books.  
 b) Develop the play ground  
 c)

  
**Dr. L.S. Ladke**  
 PRINCIPAL  
 N.S. Science & Arts College  
 Bhadrawati, Dist-Chandrapur

Bhadrawati Shikshan Sanstha, Bhadrawati  
Nilkanthrao Shinde Science & Arts College, Bhadrawati, Dist. Chandrapur  
Student Satisfaction Survey- Academic Session **2022-2023**

**Guidelines for Students**

As per the format and the direction of NAAC (National Assessment and accreditation council) Bangalore, our college is conducting a student satisfaction survey regarding Teaching-learning and Evaluation, Which will help to upgrade the quality in higher education. A student will have to respond to all the questions given in the following format with her/his sincere effort and thought.  
Her/his identity will not be revealed.

- A) Please confirm this is the first and only time you answer this survey. Yes / No
- B) Name of Students (Optional) Sakshi Suresh Swam Gender: M / F
- C) Class B.Sc. II<sup>nd</sup> year Faculty: Science / Arts
- Subject Offered computer science, math, physics

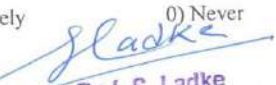
**Instructions to fill the questionnaire**

- All questions should be compulsorily attempted.
- Each question has five responses, choose the most appropriate one.
- The response to the qualitative question no. 21 is student's opportunity to give suggestions or improvements; she/he can also mention weaknesses of the institute here. (Kindly restrict your response to teaching learning process only)

**Teaching-Learning and Evaluation**  
**Student Satisfaction Survey on Teaching Learning Process**

Following are questions for online student satisfaction survey regarding teaching Learning process.

1. How much of the syllabus was covered in the class?  
 4) 85 to 100%      3) 70 to 84%      2) 55 to 69%      1) 30 to 54%      0) Below 30%
2. How well did the teachers prepare for the classes?  
 4) Thoroughly      3) Satisfactorily      2) Poorly      1) Indifferently      0) Won't teach at all
3. How well were the teachers able to communicate?  
 4) Always effective      3) Sometimes effective      2) Just satisfactorily      1) Generally effective      0) Very Poor
4. The teacher's approach to teaching can best be described as  
 4) Excellent      3) Very good      2) Good      1) Fair      0) Poor
5. Fairness of the internal evaluation process by the teachers.  
 4) Always fair      3) Usually fair      2) Sometimes unfair      1) Usually unfair      0) Unfair
6. Was your performance in assignments discussed with you?  
 4) Every time      3) Usually      2) Sometimes      1) Rarely      0) Never
7. The institute takes active interest in promoting internship, Student exchange and field visit opportunities for students.  
 4) Regularly      3) Often      2) Sometimes      1) Rarely      0) Never

  
**Dr. L.S. Ladke**  
PRINCIPAL  
N.S. Science & Arts College  
Bhadrawati, Dist-Chandrapur

8. The teaching and mentoring process in your institution facilitates you in cognitive, social and emotional growth.  
 4) Significantly    3) Very well    2) Moderately    1) Marginally    0) Not at all
9. The institution provides multiple opportunities to learn and grow.  
 4) Strongly agree    3) Agree    2) Neutral    1) Disagree    0) Strongly disagree
10. Teachers inform you about your expected competencies, course outcomes and programme outcomes.  
 4) Every time    3) Usually    2) Sometimes    1) Rarely    0) Never
11. Your mentor does a necessary follow-up with an assigned task to you.  
 4) Every time    3) Usually    2) Sometimes    1) Rarely    0) I don't have a mentor
12. The teachers illustrate the concepts through examples and applications.  
 4) Every time    3) Usually    2) Sometimes    1) Rarely    0) Never
13. The teachers identify your strengths and encourage you with providing right level of challenges.  
 4) Fully    3) Reasonably    2) Partially    1) Slightly    0) Unable to
14. Teachers are able to identify your weaknesses and help you to overcome them.  
 4) Every time    3) Usually    2) Sometimes    1) Rarely    0) Never
15. The institution makes effort to engage students in the monitoring, review and continuous quality improvement of the teaching learning process.  
 4) Strongly agree    3) Agree    2) Neutral    1) Disagree    0) Strongly disagree
16. The institute/teachers use student centric methods, such as experiential learning, participative learning and problem solving methodologies for enhancing learning experiences.  
 4) To a great extent     3) Moderate    2) Somewhat    1) Very little    0) Not at all
17. Teachers encourage you to participate in extracurricular activities.  
 4) Strongly agree     3) Agree    2) Neutral    1) Disagree    0) Strongly disagree
18. Efforts are made by the institute/teachers to inculcate soft skills, life skills and employability skills to make you ready for the world of work.  
 4) To a great extent     3) Moderate    2) Somewhat    1) Very little    0) Not at all
19. What percentage of teachers use ICT tools such as LCD projector, Multimedia, etc. while teaching.  
 4) Above 90%     3) 70 – 89%    2) 50 – 69%    1) 30 – 49%    0) Below 29%
20. The overall quality of teaching-learning process in your institute is very good.  
 4) Strongly agree     3) Agree    2) Neutral    1) Disagree    0) Strongly disagree
21. Give three observation / suggestions to improve the overall teaching – learning experience in your institution.

- a) develop the play ground  
 b) issue more the 2 books  
 c) arrange the study tools

  
 Dr. L.S. Ladke  
 PRINCIPAL  
 N.B. Science & Arts College  
 Bhadrawati, Dist-Chandrapur



Bhadrawati Shikshan Sanstha, Bhadrawati  
Nilkanthrao Shinde Science & Arts College, Bhadrawati, Dist. Chandrapur  
Student Satisfaction Survey- Academic Session **2022-2023**

**Guidelines for Students**

As per the format and the direction of NAAC (National Assessment and accreditation council) Bangalore, our college is conducting a student satisfaction survey regarding Teaching-learning and Evaluation, Which will help to upgrade the quality in higher education. A student will have to respond to all the questions given in the following format with her/his sincere effort and thought.  
Her/his identity will not be revealed.

- A) Please confirm this is the first and only time you answer this survey. Yes / No  Yes  No
- B) Name of Students (Optional) Achal Vinod Ruyarkar Gender: M / F  M  F
- C) Class: B.Sc. II<sup>nd</sup> year Faculty: Science / Arts  Science  Arts
- Subject Offered (sem IV) Computer Science

**Instructions to fill the questionnaire**

- All questions should be compulsorily attempted.
- Each question has five responses, choose the most appropriate one.
- The response to the qualitative question no. 21 is student's opportunity to give suggestions or improvements; she/he can also mention weaknesses of the institute here. (Kindly restrict your response to teaching learning process only)

**Teaching-Learning and Evaluation**  
**Student Satisfaction Survey on Teaching Learning Process**

Following are questions for online student satisfaction survey regarding teaching Learning process.

1. How much of the syllabus was covered in the class?  
 4) 85 to 100%    3) 70 to 84%    2) 55 to 69%    1) 30 to 54%    0) Below 30%
2. How well did the teachers prepare for the classes?  
 4) Thoroughly    3) Satisfactorily    2) Poorly    1) Indifferently    0) Won't teach at all
3. How well were the teachers able to communicate?  
 4) Always effective    3) Sometimes effective    2) Just satisfactorily    1) Generally effective    0) Very Poor
4. The teacher's approach to teaching can best be described as  
 4) Excellent    3) Very good    2) Good    1) Fair    0) Poor
5. Fairness of the internal evaluation process by the teachers.  
 4) Always fair    3) Usually fair    2) Sometimes unfair    1) Usually unfair    0) Unfair
6. Was your performance in assignments discussed with you?  
 4) Every time    3) Usually    2) Sometimes    1) Rarely    0) Never
7. The institute takes active interest in promoting internship, Student exchange and field visit opportunities for students.  
 4) Regularly    3) Often    2) Sometimes    1) Rarely    0) Never

  
**Dr. L.S. Ladke**  
PRINCIPAL  
N.S. Science & Arts College  
Bhadrawati Dist-Chandrapur

8. The teaching and mentoring process in your institution facilitates you in cognitive, social and emotional growth.  
 4) Significantly    3) Very well    2) Moderately    1) Marginally    0) Not at all
9. The institution provides multiple opportunities to learn and grow.  
 4) Strongly agree    3) Agree    2) Neutral    1) Disagree    0) Strongly disagree
10. Teachers inform you about your expected competencies, course outcomes and programme outcomes.  
 4) Every time    3) Usually    2) Sometimes    1) Rarely    0) Never
11. Your mentor does a necessary follow-up with an assigned task to you.  
 4) Every time    3) Usually    2) Sometimes    1) Rarely    0) I don't have a mentor
12. The teachers illustrate the concepts through examples and applications.  
 4) Every time    3) Usually    2) Sometimes    1) Rarely    0) Never
13. The teachers identify your strengths and encourage you with providing right level of challenges.  
 4) Fully    3) Reasonably    2) Partially    1) Slightly    0) Unable to
14. Teachers are able to identify your weaknesses and help you to overcome them.  
 4) Every time    3) Usually    2) Sometimes    1) Rarely    0) Never
15. The institution makes effort to engage students in the monitoring, review and continuous quality improvement of the teaching learning process.  
 4) Strongly agree    3) Agree    2) Neutral    1) Disagree    0) Strongly disagree
16. The institute/teachers use student centric methods, such as experiential learning, participative learning and problem solving methodologies for enhancing learning experiences.  
 4) To a great extent    3) Moderate    2) Somewhat    1) Very little    0) Not at all
17. Teachers encourage you to participate in extracurricular activities.  
 4) Strongly agree    3) Agree    2) Neutral    1) Disagree    0) Strongly disagree
18. Efforts are made by the institute/teachers to inculcate soft skills, life skills and employability skills to make you ready for the world of work.  
 4) To a great extent    3) Moderate    2) Somewhat    1) Very little    0) Not at all
19. What percentage of teachers use ICT tools such as LCD projector, Multimedia, etc. while teaching.  
 4) Above 90%    3) 70 - 89%    2) 50 - 69%    1) 30 - 49%    0) Below 29%
20. The overall quality of teaching-learning process in your institute is very good.  
 4) Strongly agree    3) Agree    2) Neutral    1) Disagree    0) Strongly disagree
21. Give three observation/ suggestions to improve the overall teaching - learning experience in your institution.

- a) arrange study tour regularly.  
 b) develop playground.  
 c) Issue more than two books.

  
**Dr. L.S. Ladke**  
 PRINCIPAL  
 N.S. Science & Arts College  
 Shadrawati, Dist-Chandrapur

Bhadrawati Shikshan Sanstha, Bhadrawati  
Nilkanthrao Shinde Science & Arts College, Bhadrawati, Dist. Chandrapur  
Student Satisfaction Survey- Academic Session **2022-2023**

**Guidelines for Students**

As per the format and the direction of NAAC (National Assessment and accreditation council) Bangalore, our college is conducting a student satisfaction survey regarding Teaching-learning and Evaluation, Which will help to upgrade the quality in higher education. A student will have to respond to all the questions given in the following format with her/his sincere effort and thought.  
Her/his identity will not be revealed.

- A) Please confirm this is the first and only time you answer this survey. Yes / No  Yes /  No
- B) Name of Students (Optional) Krutika Bandu Bhoskar Gender: M /  F
- C) Class B.S.C. Ind. year Faculty: Science / Arts  
(Sem IV)
- Subject Offered Computer Science


**Instructions to fill the questionnaire**

- All questions should be compulsorily attempted.
- Each question has five responses, choose the most appropriate one.
- The response to the qualitative question no. 21 is student's opportunity to give suggestions or improvements; she/he can also mention weaknesses of the institute here. (Kindly restrict your response to teaching learning process only)

**Teaching-Learning and Evaluation**  
**Student Satisfaction Survey on Teaching Learning Process**


Following are questions for online student satisfaction survey regarding teaching Learning process.

1. How much of the syllabus was covered in the class?  
 4) 85 to 100%      3) 70 to 84%      2) 55 to 69%      1) 30 to 54%      0) Below 30%
2. How well did the teachers prepare for the classes?  
 4) Thoroughly      3) Satisfactorily      2) Poorly      1) Indifferently      0) Won't teach at all
3. How well were the teachers able to communicate?  
 4) Always effective      3) Sometimes effective      2) Just satisfactorily      1) Generally effective      0) Very Poor
4. The teacher's approach to teaching can best be described as  
 4) Excellent      3) Very good      2) Good      1) Fair      0) Poor
5. Fairness of the internal evaluation process by the teachers.  
 4) Always fair      3) Usually fair      2) Sometimes unfair      1) Usually unfair      0) Unfair
6. Was your performance in assignments discussed with you?  
 4) Every time      3) Usually      2) Sometimes      1) Rarely      0) Never
7. The institute takes active interest in promoting internship, Student exchange and field visit opportunities for students.  
 4) Regularly      3) Often      2) Sometimes      1) Rarely      0) Never

  
**Dr. I. S. Ladke**  
Pr. PAL  
N.S. Science & Arts College  
Bhadrawati, Dist-Chandrapur

8. The teaching and mentoring process in your institution facilitates you in cognitive, social and emotional growth.  
 4) Significantly      3) Very well    2) Moderately    1) Marginally    0) Not at all
9. The institution provides multiple opportunities to learn and grow.  
 4) Strongly agree      3) Agree      2) Neutral      1) Disagree      0) Strongly disagree
10. Teachers inform you about your expected competencies, course outcomes and programme outcomes.  
 4) Every time      3) Usually      2) Sometimes    1) Rarely      0) Never
11. Your mentor does a necessary follow-up with an assigned task to you.  
 4) Every time      3) Usually      2) Sometimes    1) Rarely      0) I don't have a mentor
12. The teachers illustrate the concepts through examples and applications.  
 4) Every time      3) Usually      2) Sometimes    1) Rarely      0) Never
13. The teachers identify your strengths and encourage you with providing right level of challenges.  
 4) Fully      3) Reasonably    2) Partially    1) Slightly      0) Unable to
14. Teachers are able to identify your weaknesses and help you to overcome them.  
 4) Every time      3) Usually      2) Sometimes    1) Rarely      0) Never
15. The institution makes effort to engage students in the monitoring, review and continuous quality improvement of the teaching learning process.  
 4) Strongly agree      3) Agree      2) Neutral      1) Disagree      0) Strongly disagree
16. The institute/teachers use student centric methods, such as experiential learning, participative learning and problem solving methodologies for enhancing learning experiences.  
 4) To a great extent     3) Moderate    2) Somewhat    1) Very little    0) Not at all
17. Teachers encourage you to participate in extracurricular activities.  
 4) Strongly agree     3) Agree      2) Neutral      1) Disagree      0) Strongly disagree
18. Efforts are made by the institute/teachers to inculcate soft skills, life skills and employability skills to make you ready for the world of work.  
 4) To a great extent     3) Moderate    2) Somewhat    1) Very little    0) Not at all
19. What percentage of teachers use ICT tools such as LCD projector, Multimedia, etc. while teaching.  
 4) Above 90%       3) 70 - 89%    2) 50 - 69%    1) 30 - 49%    0) Below 29%
20. The overall quality of teaching-learning process in your institute is very good.  
 4) Strongly agree     3) Agree      2) Neutral      1) Disagree      0) Strongly disagree
21. Give three observation / suggestions to improve the overall teaching - learning experience in your institution.

- a) Arrange tour frequently  
 b) Developed playground.  
 c) <sup>allow</sup> Issue more than two books.

  
 Dr. L.S. Ladke  
 PRINCIPAL  
 N.S. Science & Arts College  
 Bhadrawati, Dist-Chandrapur